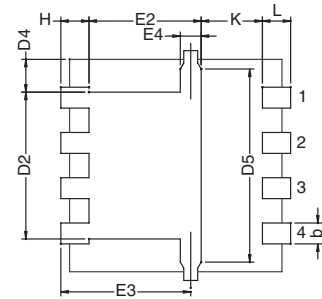
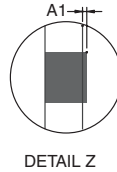
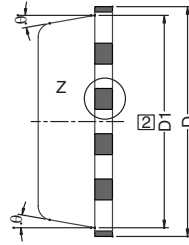
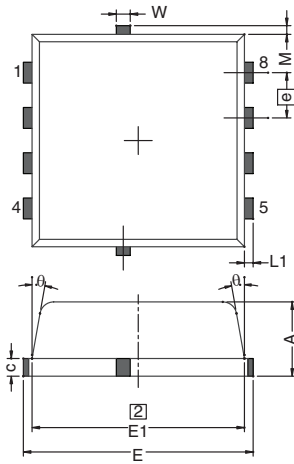
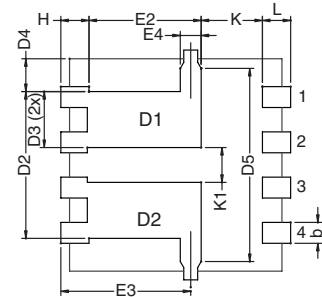




PowerPAK® 1212, (Single/Dual)



BACKSIDE VIEW OF SINGLE PAD



BACKSIDE VIEW OF DUAL PAD

Notes:

- 1. Inch will govern
- [2] Dimensions exclusive of mold gate burrs
- 3. Dimensions exclusive of mold flash and cutting burrs

DIM	MILLIMETERS			INCHES		
	Min.	Nom.	Max.	Min.	Nom.	Max.
A	0.97	1.04	1.12	0.038	0.041	0.044
A1	0	-	0.05	0	-	0.002
b	0.23	0.30	0.41	0.009	0.012	0.016
c	0.23	0.28	0.33	0.009	0.011	0.013
D	3.20	3.30	3.40	0.126	0.130	0.134
D1	2.95	3.05	3.15	0.116	0.120	0.124
D2	1.98	2.11	2.24	0.078	0.083	0.088
D3	0.48	-	0.89	0.019	-	0.035
D4	-	-	0.71	-	-	0.028
[G] D5	-	-	2.70	-	-	0.106
E	3.20	3.30	3.40	0.126	0.130	0.134
E1	2.95	3.05	3.15	0.116	0.120	0.124
E2	1.47	1.60	1.73	0.058	0.063	0.068
E3	1.75	1.85	1.98	0.069	0.073	0.078
[G] E4	-	-	0.45	-	-	0.018
[e]	0.65 BSC			0.026 BSC		
K	0.64	-	-	0.025	-	-
K1	0.35	-	-	0.014	-	-
H	0.30	0.41	0.51	0.012	0.016	0.020
L	0.30	0.43	0.56	0.012	0.017	0.022
L1	0.06	0.13	0.20	0.002	0.005	0.008
θ	0°	-	12°	0°	-	12°
W	0.15	0.25	0.36	0.006	0.010	0.014
M	-	-	0.23	-	-	0.009
ECN: T-07714-Rev. G, 24-Dec-07						
DWG: 5882						