



350W Single Output Switching Power Supply

ERP-350 series



■ Features :

- AC input 180~264VAC only
- Withstand 300VAC surge input for 5 seconds
- Semi-potted and design against rain splash
- High efficiency up to 90%
- Protections: Short circuit / Overload / Over voltage/ Over temperature
- Cooling by free air convection
- LED indicator for power on
- Low cost, high reliability
- 100% full load burn-in test
- 3 years warranty

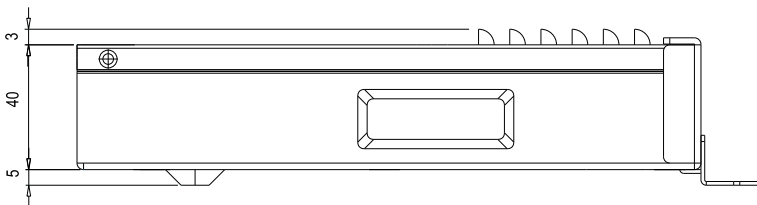
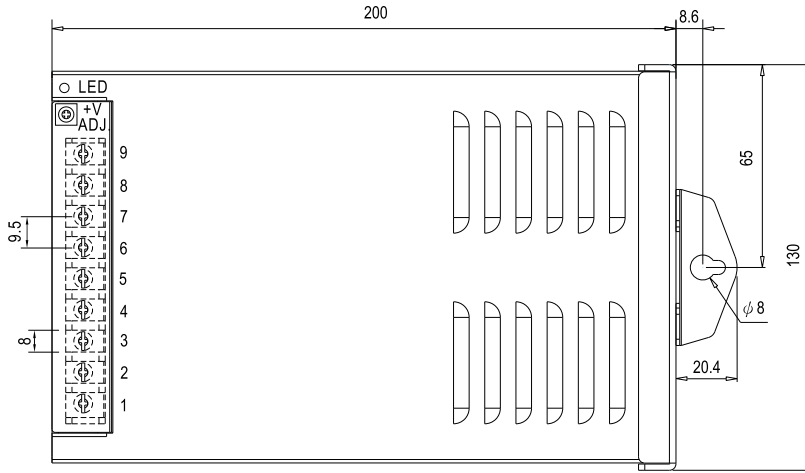


SPECIFICATION

MODEL	ERP-350-24	ERP-350-36	ERP-350-48	
OUTPUT	DC VOLTAGE	24V	36V	48V
	RATED CURRENT	14.6A	9.7A	7.3A
	CURRENT RANGE	0 ~ 14.6A	0 ~ 9.7A	0 ~ 7.3A
	RATED POWER	350.4W	349.2W	350.4W
	RIPPLE & NOISE (max.) Note.2	150mVp-p	240mVp-p	240mVp-p
	VOLTAGE ADJ. RANGE	21.6 ~ 26.4V	32.4 ~ 39.6V	43.2 ~ 52.8V
	VOLTAGE TOLERANCE Note.3	±1.0%	±1.0%	±1.0%
	LINE REGULATION	±0.5%	±0.5%	±0.5%
	LOAD REGULATION	±0.5%	±0.5%	±0.5%
	SETUP, RISE TIME	1500ms, 50ms/230VAC		
HOLD UP TIME (Typ.)	20ms/230VAC			
INPUT	VOLTAGE RANGE Note.4	180 ~ 264VAC 254 ~ 370VDC		
	FREQUENCY RANGE	47 ~ 63Hz		
	EFFICIENCY (Typ.)	89%	90%	90%
	AC CURRENT (Typ.)	4A/230VAC		
	INRUSH CURRENT (Typ.)	90A/230VAC		
	LEAKAGE CURRENT	<1mA / 240VAC		
PROTECTION	OVER LOAD	110 ~ 140% rated output power Protection type : Hiccup mode, recovers automatically after fault condition is removed		
	OVER VOLTAGE	27.6 ~ 32.4V	41.4 ~ 46.8V	57.6 ~ 67.2V
	OVER TEMPERATURE	Shut down O/P voltage, recovers automatically after temperature goes down		
ENVIRONMENT	WORKING TEMP.	-30 ~ +60°C (Refer to "Derating Curve")		
	WORKING HUMIDITY	20 ~ 90% RH non-condensing		
	STORAGE TEMP., HUMIDITY	-30 ~ +85°C, 10 ~ 95% RH		
	TEMP. COEFFICIENT	±0.05%/°C (0 ~ 40°C)		
SAFETY & EMC	VIBRATION	10 ~ 500Hz, 3G 10min./1cycle, 60min. each along X, Y, Z axes		
	SAFETY STANDARDS	UL60950-1 approved, design refer to GB4943.1		
	WITHSTAND VOLTAGE	I/P-O/P:3KVAC I/P-FG:2KVAC O/P-FG:0.5KVAC		
	ISOLATION RESISTANCE	I/P-O/P, I/P-FG, O/P-FG:100M Ohms/500VDC / 25°C / 70% RH		
	EMC EMISSION	Design refer to EN55022 (CISPR22) class A		
OTHERS	EMC IMMUNITY	Design refer to EN61000-4-5;light industry level,criteria A		
	MTBF	321.040Khrs min. MIL-HDBK-217F (25°C)		
	DIMENSION	220.4*130*48mm (L*W*H)		
	PACKING	1.15Kg; 9 pcs/11Kg/0.63CUFT		
NOTE	<ol style="list-style-type: none"> 1. All parameters NOT specially mentioned are measured at 230VAC input, rated load and 25°C of ambient temperature. 2. Ripple & noise are measured at 20MHz of bandwidth by using a 12" twisted pair-wire terminated with a 0.1uF & 47uF parallel capacitor. 3. Tolerance : includes set up tolerance, line regulation and load regulation. 4. Derating may be needed under low input voltages. Please check the derating curve for more details. 5. The power supply is considered a component which will be installed into a final equipment. The final equipment must be re-confirmed that it still meets EMC directives. For guidance on how to perform these EMC tests, please refer to "EMI testing of component power supplies." (as available on http://www.meanwell.com) 			

Mechanical Specification

Case No.230 Unit:mm

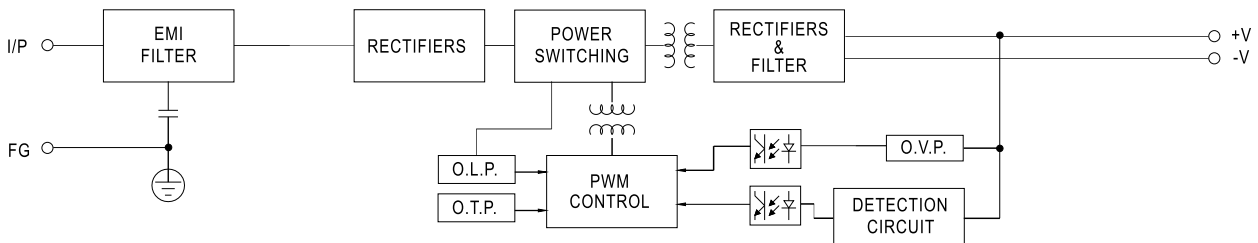


Terminal Pin No. assignment :

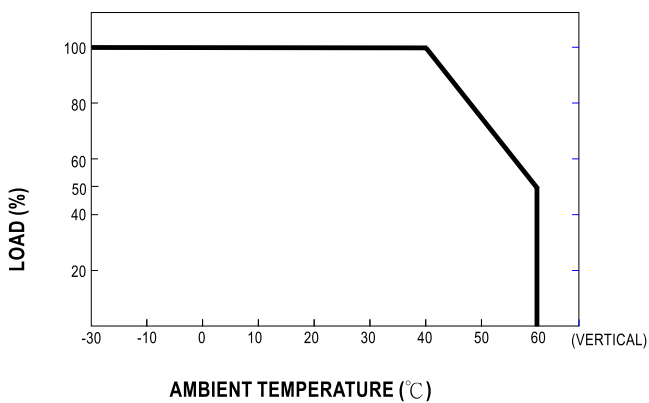
Pin No.	Assignment	Pin No.	Assignment
1	AC/L	4~6	DC OUTPUT -V
2	AC/N	7~9	DC OUTPUT +V
3	FG		

Block Diagram

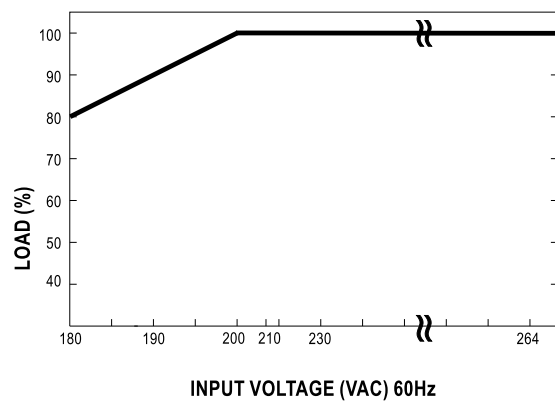
fosc : 90KHz



Derating Curve

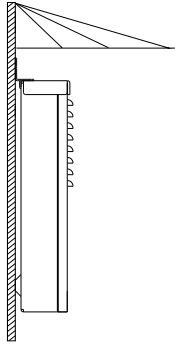


Static Characteristics




Installation

1. ERP-350 is designed for outdoor application and should be installed in the place with shelter.
2. ERP-350 should be installed in an upright position, leaning forward, backward or lay flat are not allowed



Correct installation method



Faulty installation methods

3. For heat dissipation, at least 10cm installation distance around the PSU should be kept, shown as below:

