

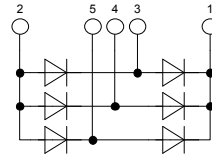
Standard Rectifier Module

3~ Bipolar Bridge

$V_{RRM} = 1600 \text{ V}$
 $I_{DAV} = 72 \text{ A}$
 $V_F = 1.02 \text{ V}$

Part number

VUO64-16NO7



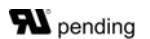
Features / Advantages:

- Planar passivated chips
- Very low leakage current
- Very low forward voltage drop
- Improved thermal behaviour

Applications:

- Diode Bridge for main rectification

Package:

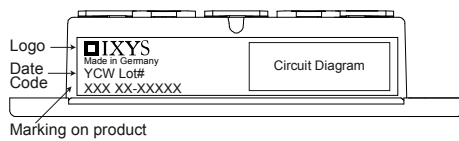


- Housing: PWS-D Flat
- Cu base plate internal DCB isolated
- Easy to mount with two screws
- RoHS compliant

Ratings

Symbol	Definition	Conditions	Ratings			Unit	
			min.	typ.	max.		
V_{RRM}	max. repetitive reverse voltage				1600	V	
I_R	reverse current	$V_R = 1600 \text{ V}$			40	μA	
		$V_R = 1600 \text{ V}$			1.5	mA	
V_F	forward voltage	$I_F = 25 \text{ A}$			1.11	V	
		$I_F = 50 \text{ A}$			1.24	V	
		$I_F = 25 \text{ A}$	$T_{VJ} = 125^\circ\text{C}$			1.02	V
		$I_F = 50 \text{ A}$	$T_{VJ} = 125^\circ\text{C}$			1.23	V
I_{DAV}	bridge output current	120° sine			72	A	
V_{F0}	threshold voltage	} for power loss calculation only			0.79	V	
r_F	slope resistance				8.3	m Ω	
R_{thJC}	thermal resistance junction to case				0.95	K/W	
T_{VJ}	virtual junction temperature		-40		150	$^\circ\text{C}$	
P_{tot}	total power dissipation				130	W	
I_{FSM}	max. forward surge current	$t = 10 \text{ ms}; (50 \text{ Hz}), \text{ sine}$	$T_{VJ} = 45^\circ\text{C}$			550	A
		$t = 8,3 \text{ ms}; (60 \text{ Hz}), \text{ sine}$	$V_R = 0 \text{ V}$			595	A
		$t = 10 \text{ ms}; (50 \text{ Hz}), \text{ sine}$	$T_{VJ} = 150^\circ\text{C}$			470	A
		$t = 8,3 \text{ ms}; (60 \text{ Hz}), \text{ sine}$	$V_R = 0 \text{ V}$			505	A
I^2t	value for fusing	$t = 10 \text{ ms}; (50 \text{ Hz}), \text{ sine}$	$T_{VJ} = 45^\circ\text{C}$			1.52	kA ² s
		$t = 8,3 \text{ ms}; (60 \text{ Hz}), \text{ sine}$	$V_R = 0 \text{ V}$			1.48	kA ² s
		$t = 10 \text{ ms}; (50 \text{ Hz}), \text{ sine}$	$T_{VJ} = 150^\circ\text{C}$			1.11	kA ² s
		$t = 8,3 \text{ ms}; (60 \text{ Hz}), \text{ sine}$	$V_R = 0 \text{ V}$			1.06	kA ² s
C_J	junction capacitance	$V_R = 400 \text{ V}; f = 1 \text{ MHz}$	$T_{VJ} = 25^\circ\text{C}$		19	pF	

Symbol	Definition	Conditions	Ratings			Unit
			min.	typ.	max.	
I_{RMS}	RMS current	per pin			200	A
R_{thCH}	thermal resistance case to heatsink			0.10		K/W
T_{stg}	storage temperature		-40		125	°C
Weight				118		g
M_D	mounting torque		4.25		5.75	Nm
V_{ISOL}	isolation voltage	t = 1 second	3600			V
		t = 1 minute	3000			V
d_s	creepage distance on surface		10			mm
d_A	striking distance through air		9.4			mm



Ordering	Part Name	Marking on Product	Delivering Mode	Base Qty	Code Key
Standard	VUO64-16NO7	VUO64-16NO7	Box	10	508503

Similar Part	Package	Voltage class
VUO62-16NO7	PWS-D	1600

Outlines PWS-D Flat

