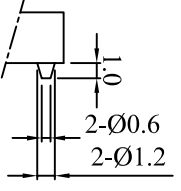
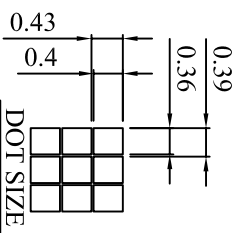


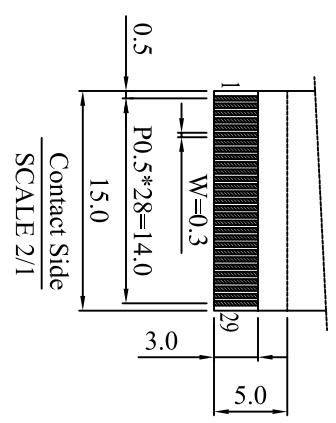
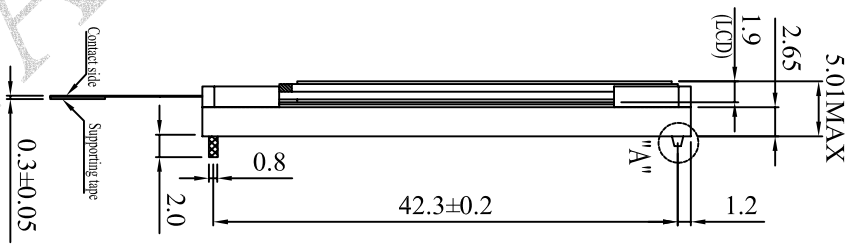
DETAIL A  
SCALE 2/1



DOT SIZE  
SCALE 10/1



View Direction



The non-specified tolerance of dimension is ±0.2mm.

PIN NO.	SYMBOL	PIN NO.	SYMBOL
1	P/S	16	VDD
2	C86	17	D7
3	VR	18	D6
4	V0	19	D5
5	V1	20	D4
6	V2	21	D3
7	V3	22	D2
8	V4	23	D1
9	CAP2N	24	D0
10	CAP2P	25	RD(E)
11	CAP1P	26	WR(R/W)
12	CAP1N	27	A0
13	CAP3P	28	RES
14	VOUT	29	CS1
15	VSS		