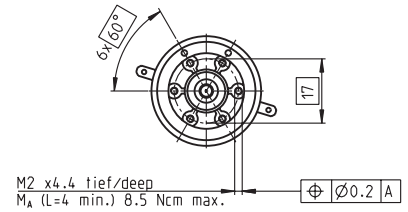
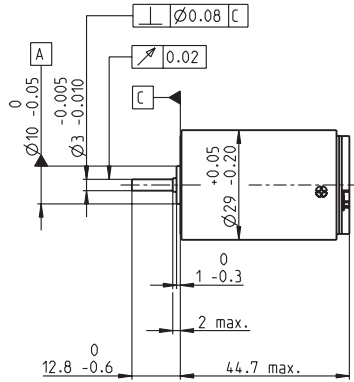
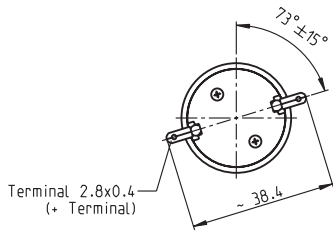


# RE-max 29 Ø29 mm, Precious Metal Brushes CLL, 15 Watt



## M 1:2

- Stock program
- Standard program
- Special program (on request)

### Order Number

226748	226749	226751	226752	226753	226754	226755	226756	226757	226759	226760	226761	226762	226763	226764
--------	--------	--------	--------	--------	--------	--------	--------	--------	--------	--------	--------	--------	--------	--------

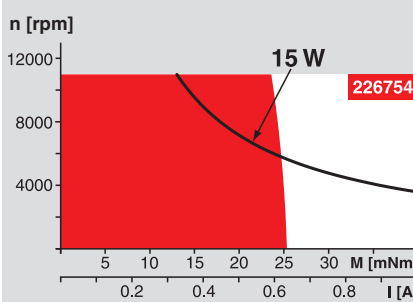
### Motor Data

Values at nominal voltage																	
1	Nominal voltage	V	7.2	9.0	12.0	18.0	18.0	24.0	30.0	36.0	42.0	48.0	48.0	48.0	48.0	48.0	48.0
2	No load speed	rpm	6480	7190	6160	6820	5630	5960	6170	6640	6710	6280	5400	5000	4160	3350	2790
3	No load current	mA	45.1	43.6	24.7	19.8	14.0	11.6	9.90	9.43	8.25	6.39	4.87	4.26	3.08	2.13	1.57
4	Nominal speed	rpm	6200	6850	5550	6160	4810	5110	5320	5790	5820	5410	4520	4130	3260	2440	1870
5	Nominal torque (max. continuous torque)	mNm	8.44	9.51	15.1	20.7	25.2	26.1	25.8	25.7	24.3	25.2	25.4	25.5	25.2	25.2	24.9
6	Nominal current (max. continuous current)	A	0.840	0.840	0.840	0.840	0.840	0.691	0.566	0.506	0.416	0.352	0.304	0.283	0.232	0.186	0.153
7	Stall torque	mNm	195	200	152	214	173	185	188	201	183	182	157	146	117	93.3	75.6
8	Starting current	A	18.4	16.8	8.22	8.49	5.68	4.81	4.05	3.90	3.07	2.51	1.86	1.59	1.06	0.683	0.461
9	Max. efficiency	%	91	90	90	91	90	91	91	91	90	90	90	90	89	89	89
Characteristics																	
10	Terminal resistance	Ω	0.390	0.536	1.46	2.12	3.17	4.99	7.41	9.24	13.7	19.2	25.8	30.1	45.1	70.2	104
11	Terminal inductance	mH	0.0353	0.0447	0.108	0.199	0.292	0.464	0.676	0.839	1.12	1.67	2.26	2.63	3.81	5.86	8.46
12	Torque constant	mNm / A	10.6	11.9	18.5	25.2	30.4	38.4	46.3	51.6	59.6	72.8	84.7	91.3	110	136	164
13	Speed constant	rpm / V	902	802	515	380	314	249	206	185	160	131	113	105	86.8	70.0	58.2
14	Speed / torque gradient	rpm / mNm	33.2	36.1	40.6	32.0	32.7	32.3	32.9	33.1	36.8	34.5	34.4	34.5	35.6	36.0	37.0
15	Mechanical time constant	ms	4.99	4.84	4.62	4.51	4.49	4.48	4.48	4.47	4.51	4.50	4.50	4.49	4.52	4.53	4.54
16	Rotor inertia	gcm <sup>2</sup>	14.3	12.8	10.9	13.5	13.1	13.2	13.0	12.9	11.7	12.5	12.5	12.4	12.1	12.0	11.7

### Specifications

- Thermal data**
- 17 Thermal resistance housing-ambient 15.8 K / W
  - 18 Thermal resistance winding-housing 4.0 K / W
  - 19 Thermal time constant winding 15.8 s
  - 20 Thermal time constant motor 1260 s
  - 21 Ambient temperature -30 ... +65°C
  - 22 Max. permissible winding temperature +85°C
- Mechanical data (sleeve bearings)**
- 23 Max. permissible speed 11000 rpm
  - 24 Axial play 0.1 - 0.2 mm
  - 25 Radial play 0.012 mm
  - 26 Max. axial load (dynamic) 1.7 N
  - 27 Max. force for press fits (static) 80 N
  - 28 Max. radial loading, 5 mm from flange 5.5 N

### Operating Range



### Comments

- Continuous operation**  
In observation of above listed thermal resistance (lines 17 and 18) the maximum permissible winding temperature will be reached during continuous operation at 25°C ambient.  
= Thermal limit.
- Short term operation**  
The motor may be briefly overloaded (recurring).
- Assigned power rating**

### Mechanical data (ball bearings)

- 23 Max. permissible speed 11000 rpm
- 24 Axial play 0.1 - 0.2 mm
- 25 Radial play 0.025 mm
- 26 Max. axial load (dynamic) 5 N
- 27 Max. force for press fits (static) 75 N
- 28 Max. radial loading, 5 mm from flange 20.5 N

### Other specifications

- 29 Number of pole pairs 1
- 30 Number of commutator segments 13
- 31 Weight of motor 159 g
- CLL = Capacitor Long Life

Values listed in the table are nominal.  
Explanation of the figures on page 49.

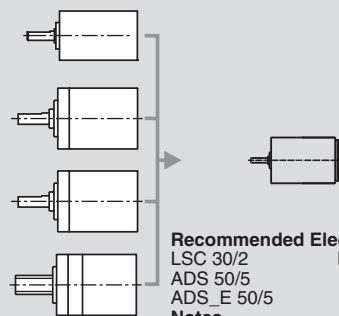
### Option

- Ball bearings in place of sleeve bearings
- Pigtails in place of terminals
- Without CLL

### maxon Modular System

Overview on page 16 - 21

- Planetary Gearhead**  
Ø26 mm  
0.5 - 2.0 Nm  
Page 228
- Planetary Gearhead**  
Ø32 mm  
0.75 - 4.5 Nm  
Page 231
- Planetary Gearhead**  
Ø32 mm  
1.0 - 6.0 Nm  
Page 234
- Spindle Drive**  
Ø32 mm  
Page 249 / 250 / 251



- Recommended Electronics:**
- LSC 30/2 Page 282
  - ADS 50/5 282
  - ADS\_E 50/5 283
  - Notes 18