



■ Features :

- Universal AC input / Full range
- Built-in active PFC function
- High efficiency up to 90% (typ.)
- Withstand 300VAC surge input for 5 seconds
- Protections: Short circuit / Overload / Over voltage
- Protections: Over temperature (optional)
- Cooling by free air convection
- 1U low profile 38mm
- Built-in remote ON-OFF control
- No load power consumption<0.5W
- All using 105°C long life electrolytic capacitors
- 5 years warranty

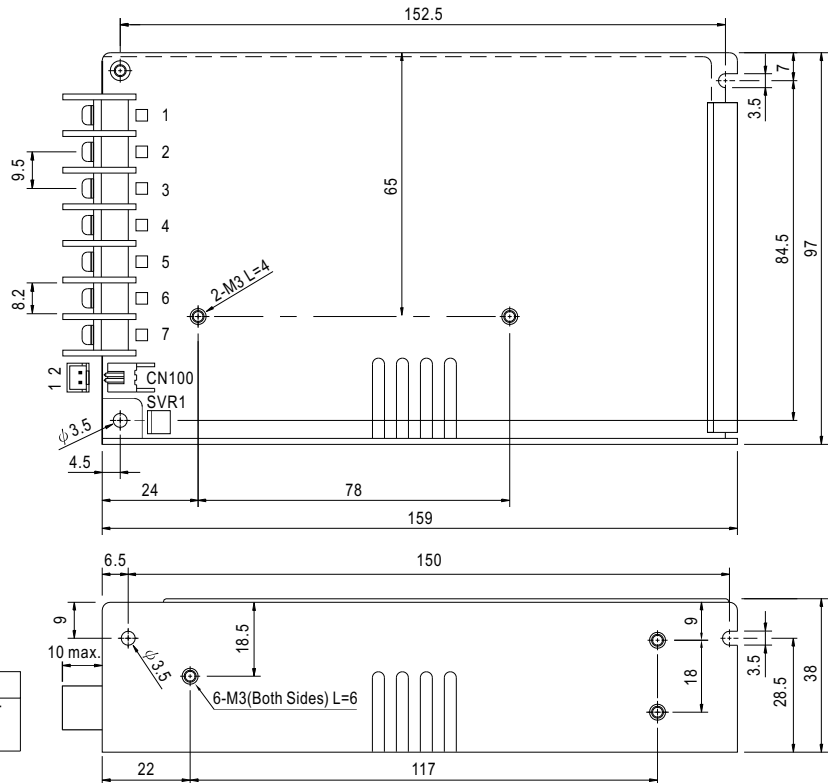


**SPECIFICATION**

MODEL	HRP-100-3.3	HRP-100-5	HRP-100-7.5	HRP-100-12	HRP-100-15	HRP-100-24	HRP-100-36	HRP-100-48		
OUTPUT	DC VOLTAGE	3.3V	5V	7.5V	12V	15V	24V	36V	48V	
	RATED CURRENT	20A	17A	13.5A	8.5A	7A	4.5A	2.9A	2.2A	
	CURRENT RANGE	0 ~ 20A	0 ~ 17A	0 ~ 13.5A	0 ~ 8.5A	0 ~ 7A	0 ~ 4.5A	0 ~ 2.9A	0 ~ 2.2A	
	RATED POWER	66W	85W	101.3W	102W	105W	108W	104.4W	105.6W	
	RIPPLE & NOISE (max.) Note.2	80mVp-p	80mVp-p	100mVp-p	120mVp-p	150mVp-p	150mVp-p	200mVp-p	240mVp-p	
	VOLTAGE ADJ. RANGE	3.1 ~ 3.8V	4.75 ~ 5.8V	7.1 ~ 9V	11.4 ~ 13.8V	14.25 ~ 18V	22.8 ~ 28.8V	34.2 ~ 39.6V	45.6 ~ 55.2V	
	VOLTAGE TOLERANCE Note.3	+2.5,-3.5%	±2.5%	±2.5%	±1.5%	±1.5%	±1.5%	±1.5%	±1.5%	
	LINE REGULATION	±0.5%	±0.5%	±0.5%	±0.3%	±0.3%	±0.2%	±0.2%	±0.2%	
	LOAD REGULATION	±2.0%	±2.0%	±1.5%	±0.8%	±0.8%	±0.5%	±0.5%	±0.5%	
	SETUP, RISE TIME	2500ms, 50ms/230VAC      2500ms, 50ms/115VAC at full load								
HOLD UP TIME (Typ.)	50ms/230VAC      20ms/115VAC at full load									
INPUT	VOLTAGE RANGE Note.5	85 ~ 264VAC      120 ~ 370VDC								
	FREQUENCY RANGE	47 ~ 63Hz								
	POWER FACTOR (Typ.)	PF>0.95/230VAC		PF>0.98/115VAC at full load						
	EFFICIENCY (Typ.)	78%	83%	84%	87.5%	88%	88.5%	89%	90%	
	AC CURRENT (Typ.)	1.2A/115VAC	0.6A/230VAC							
	INRUSH CURRENT (Typ.)	35A/115VAC	65A/230VAC							
	LEAKAGE CURRENT	<1mA / 240VAC								
PROTECTION	OVERLOAD	105 ~ 135% rated output power Protection type : Constant current limiting, switch to hiccup mode for Vo<50% of rated voltage, recovers automatically after fault condition is removed								
	OVER VOLTAGE	3.96 ~ 4.62V	6 ~ 7V	9.4 ~ 10.9V	14.4 ~ 16.8V	18.8 ~ 21.8V	30 ~ 34.8V	41.4 ~ 48.6V	57.6 ~ 67.2V	
	OVER TEMPERATURE	90°C (3.3V ~ 7.5V) , 85°C (12V ~ 48V) (TSW1 : detect on heatsink Q101 of power transistor)(optional) Protection type : Shut down o/p voltage, recovers automatically after temperature goes down								
FUNCTION	REMOTE CONTROL	RC+/RC- : 0 ~ 0.8V= power on ; 4 ~ 10V = power off								
ENVIRONMENT	WORKING TEMP.	-30 ~ +60°C (Refer to output load derating curve)								
	WORKING HUMIDITY	20 ~ 90% RH non-condensing								
	STORAGE TEMP., HUMIDITY	-40 ~ +85°C, 10 ~ 95% RH								
	TEMP. COEFFICIENT	±0.04%/°C (0 ~ 50°C)								
	VIBRATION	10 ~ 500Hz, 5G 10min./1cycle, 60min. each along X, Y, Z axes								
SAFETY & EMC (Note 4)	SAFETY STANDARDS	UL60950-1, TUV EN60950-1 approved								
	WITHSTAND VOLTAGE	I/P-O/P:3KVAC    I/P-FG:1.5KVAC    O/P-FG:0.5KVAC								
	ISOLATION RESISTANCE	I/P-O/P, I/P-FG, O/P-FG:100M Ohms / 500VDC / 25°C / 70% RH								
	EMI CONDUCTION & RADIATION	Compliance to EN55022 (CISPR22) Class B								
	HARMONIC CURRENT	Compliance to EN61000-3-2,-3								
	EMS IMMUNITY	Compliance to EN61000-4-2,3,4,5,6,8,11, ENV50204, EN55024, EN61000-6-2, heavy industry level, criteria A								
OTHERS	MTBF	295.7K hrs min.    MIL-HDBK-217F (25°C)								
	DIMENSION	159*97*38mm (L*W*H)								
	PACKING	0.38Kg; 24pcs/ 10.1Kg/0.76CUFT								
NOTE	<ol style="list-style-type: none"> <li>1. All parameters NOT specially mentioned are measured at 230VAC input, rated load and 25°C of ambient temperature.</li> <li>2. Ripple &amp; noise are measured at 20MHz of bandwidth by using a 12" twisted pair-wire terminated with a 0.1uf &amp; 47uf parallel capacitor.</li> <li>3. Tolerance : includes set up tolerance, line regulation and load regulation.</li> <li>4. The power supply is considered a component which will be installed into a final equipment. The final equipment must be re-confirmed that it still meets EMC directives.</li> <li>5. Derating may be needed under low input voltages. Please check the derating curve for more details.</li> </ol>									

### Mechanical Specification

Case No.901I Unit:mm



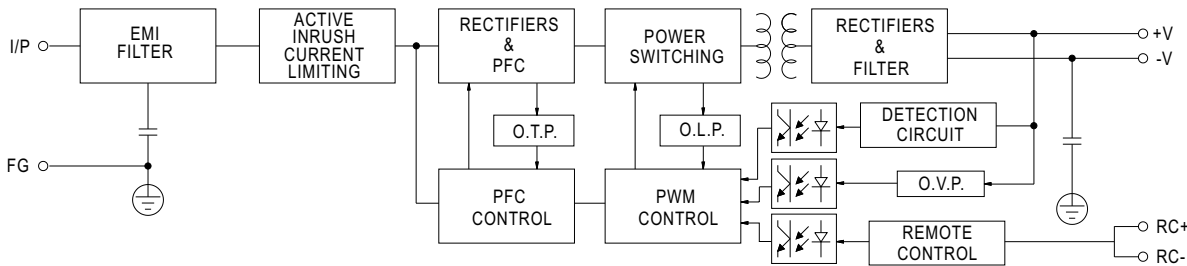
#### Terminal Pin No. Assignment

Pin No.	Assignment	Pin No.	Assignment
1	AC/L	4,5	DC OUTPUT -V
2	AC/N	6,7	DC OUTPUT +V
3	FG		

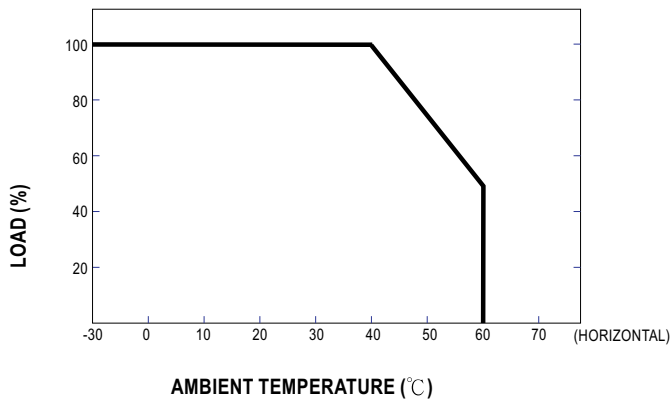
#### Remote ON/OFF (CN100) : JST B-XH or equivalent

Pin No.	Assignment	Mating Housing	Terminal
1	RC-	JST XHP or equivalent	JST SXH-001T or equivalent
2	RC+		

### Block Diagram



### Derating Curve



### Output Derating VS Input Voltage

