

Part Number: SA23-11YWA

Yellow

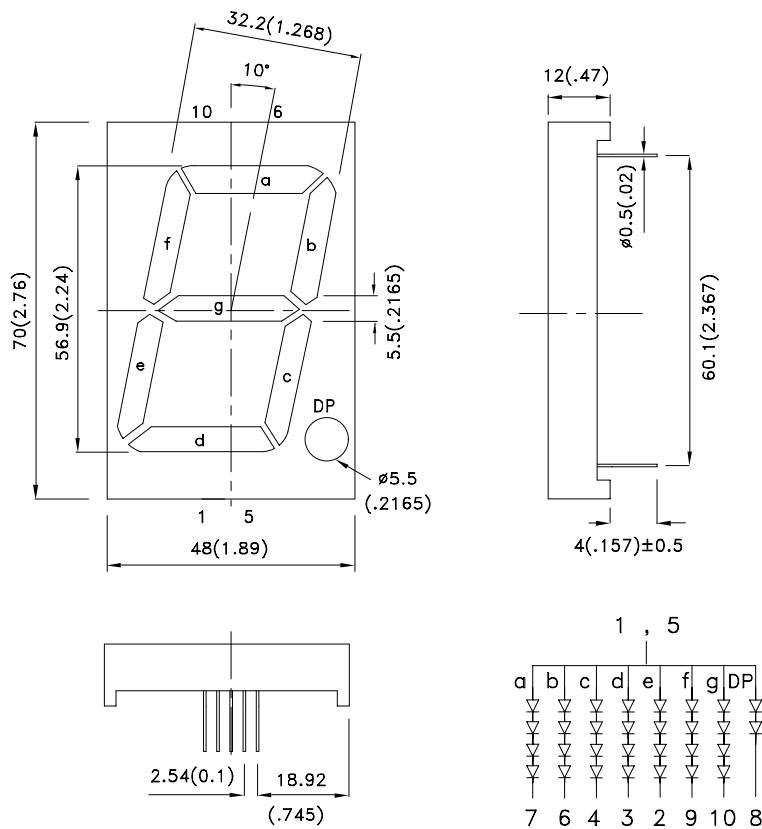
Features

- 2.3 INCH DIGIT HEIGHT.
- LOW CURRENT OPERATION.
- EXCELLENT CHARACTER APPEARANCE.
- HIGH LIGHT OUTPUT.
- EASY MOUNTING ON P.C. BOARDS OR SOCKETS.
- MULTICOLOR AVAILABLE.
- MECHANICALLY RUGGED.
- STANDARD : GRAY FACE, WHITE SEGMENT.
- RoHS COMPLIANT.

Description

The Yellow source color devices are made with Gallium Arsenide Phosphide on Gallium Phosphide Yellow Light Emitting Diode.

Package Dimensions & Internal Circuit Diagram



Notes:

1. All dimensions are in millimeters (inches), Tolerance is $\pm 0.25(0.01)$ unless otherwise noted.
2. Specifications are subject to change without notice.



Selection Guide

| Part No. | Dice | Lens Type | Iv (ucd) [1] @ 10mA | | Description |
|------------|--------------------|----------------|------------------------|-------|--------------------------------|
| | | | Min. | Typ. | |
| SA23-11YWA | Yellow (GaAsP/GaP) | WHITE DIFFUSED | 8000 | 26500 | Common Anode, Rt. Hand Decimal |

Note:

1. Luminous intensity/ luminous Flux: +/-15%.

Electrical / Optical Characteristics at TA=25°C

| Symbol | Parameter | Device | Typ. | Max. | Units | Test Conditions |
|-----------------------|-------------------------------------|--------|--------------|---------------|-------|--|
| λ_{peak} | Peak Wavelength | Yellow | 590 | | nm | I _F =20mA |
| λ_D [1] | Dominant Wavelength | Yellow | 588 | | nm | I _F =20mA |
| $\Delta\lambda_{1/2}$ | Spectral Line Half-width | Yellow | 35 | | nm | I _F =20mA |
| C | Capacitance | Yellow | 20 | | pF | V _F =0V;f=1MHz |
| V _F [2] | Forward Voltage Per Segment Or (DP) | Yellow | 8.4 (4.2) | 10.0 (5.0) | V | I _F =20mA |
| I _R | Reverse Current Per Segment Or (DP) | Yellow | | 10 (10) | uA | V _R =20V (V _R =10V) |

Notes:

1. Wavelength: +/-1nm.

2. Forward Voltage: +/-0.1V.

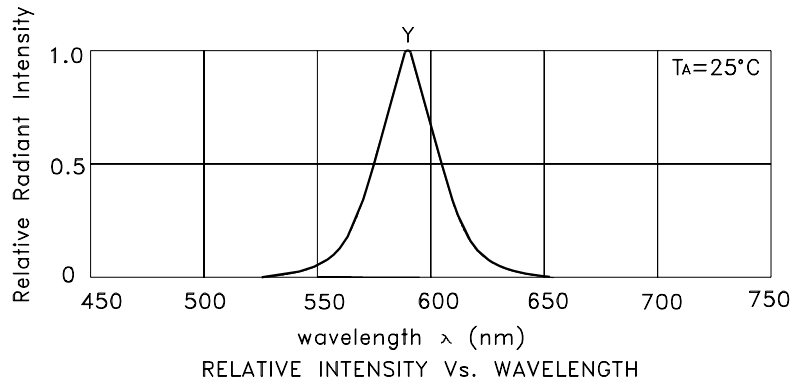
Absolute Maximum Ratings at TA=25°C

| Parameter | Yellow | Units |
|--|-----------------------|-------|
| Power dissipation Per Segment Or (DP) | 300 (150) | mW |
| DC Forward Current Per Segment Or (DP) | 30 (30) | mA |
| Peak Forward Current [1] Per Segment Or (DP) | 140 (140) | mA |
| Reverse Voltage Per Segment Or (DP) | 20 (10) | V |
| Operating / Storage Temperature | -40°C To +85°C | |
| Lead Solder Temperature[2] | 260°C For 3-5 Seconds | |

Notes:

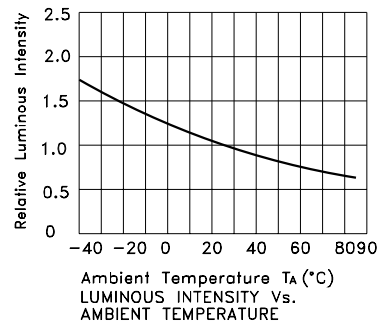
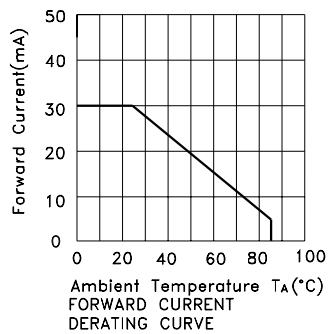
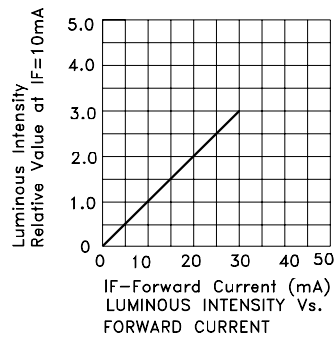
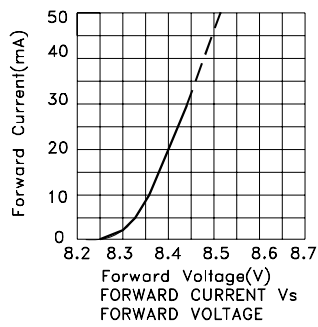
1. 1/10 Duty Cycle, 0.1ms Pulse Width.

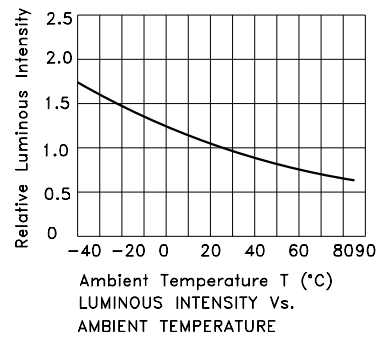
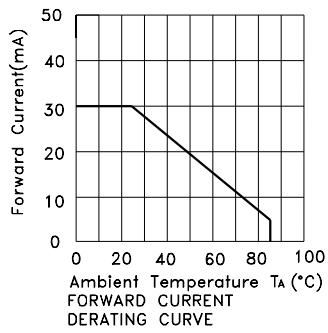
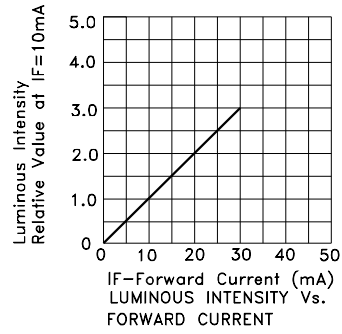
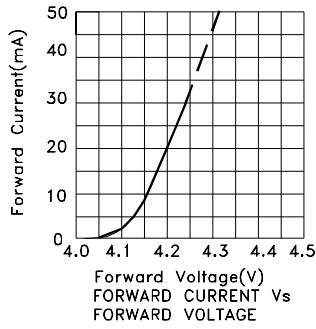
2. 2mm below package base.



Yellow

SA23-11YWA





PACKING & LABEL SPECIFICATIONS

SA23-11YWA

