Kingbright

10mm SCREW BASED LED LAMP

PRELIMINARY SPEC

Part Number: BLS101SURC-E-28V-P Hyper Red

Features

- BUILT-IN CURRENT LIMITING RESISTOR FOR DIRECT APPLICATION OF DIFFERENT ACROSS CURRENT.
- LONG LIFE.
- LOW CURRENT, POWER SAVINGS.
- LOW MAINTENANCE.
- DIFFERENT COLOR AVAILABLE.
- SOLID STATE, HIGH VIBRATION RESISTANT.
- 28V INTERNAL RESISTOR.
- RoHS COMPLIANT.

Description

The Hyper Red source color devices are made with In-GaAlP on GaAs substrate Light Emitting Diode.

Package Dimensions

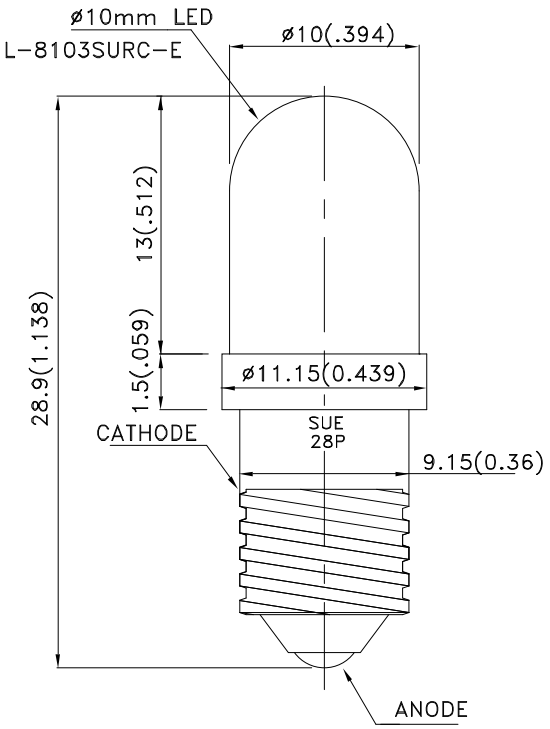

Notes:
1. All dimensions are in millimeters (inches).
2. Tolerance is ±0.25(0.01") unless otherwise noted.
3. Specifications are subject to change without notice.

Selection Guide

Part No.	Dice	Lens Type	Iv (mcd) V= 28V		Viewing Angle
			Min.	Typ.	2θ1/2
BLS101SURC-E-28V-P	Hyper Red (InGaAIP)	WATER CLEAR	900	2100	20°

Note:
1. θ1/2 is the angle from optical centerline where the luminous intensity is 1/2 the optical centerline value.

Electrical / Optical Characteristics at TA=25°C

Symbol	Parameter	Device	Typ.	Max.	Units	Test Conditions
λpeak	Peak Wavelength	Hyper Red	640		nm	V_F=28V
λD	Dominant Wavelength	Hyper Red	630		nm	V_F=28V
Δλ1/2	Spectral Line Half-width	Hyper Red	25		nm	V_F=28V
I_F	Forward Current	Hyper Red	13	16	mA	V_F=28V
I_R	Reverse Current	Hyper Red		10	uA	V_R = 5V

Absolute Maximum Ratings at TA=25°C

Parameter	Hyper Red	Units
Power dissipation	480	mW
Forward Voltage	30	V
Reverse Voltage	5	V
Operating Temperature	-40°C To +70°C	
Storage Temperature	-40°C To +85°C	

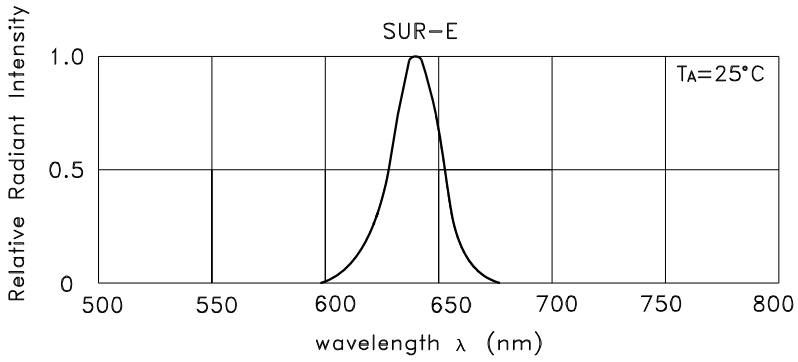

RELATIVE INTENSITY Vs. WAVELENGTH

Hyper Red **BLS101SURC-E-28V-P**

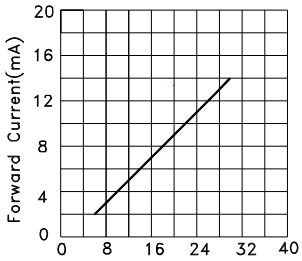

FORWARD VOLTAGE Vs FORWARD CURRENT

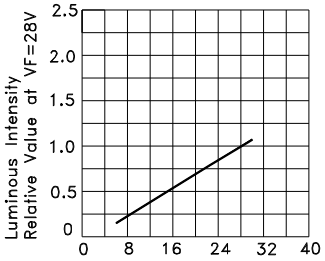

FORWARD VOLTAGE Vs. LUMINOUS INTENSITY

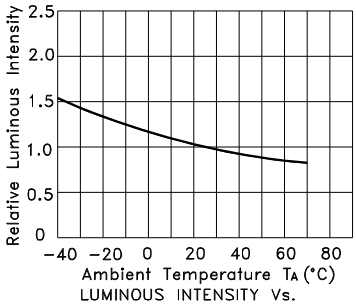

LUMINOUS INTENSITY Vs. AMBIENT TEMPERATURE

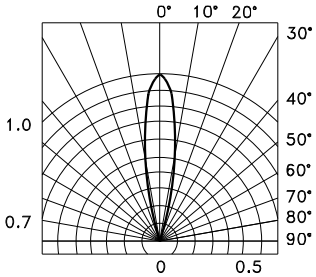

SPATIAL DISTRIBUTION